


Skyward Family Access Quick Tips!

Using a secure Login ID and password, you can login to Skyward Family Access and view your students' data, such as progress reports, attendance records, report cards, transcripts, lunch information and more. Your one login to Family Access allows you to view data on all your enrolled students in the district, even if there are multiple school sites.


How to login to Skyward Family Access

Follow these simple steps to login to Family Access:

1. Go to the district home webpage at marysville.k12.mi.us
2. Click on Parent/Students tab
3. **Click on the Skyward icon found on the right side of the screen**



4. Enter you login ID and password on the Skyward Family Access login screen




Forgot your Login ID or Password?

1. Click on the Forgot your Login/Password? link located on the Skyward Family Access login Screen.
2. Complete the captcha as shown. Enter your email address or User Name in the dialog box and click Submit. Your information will be sent to your email address listed in the system.



Forgotten Login/Password Assistance

Please enter your email address or user name. If it matches the email or user name the district has on file, you will be sent an email containing your login and a link that can be used to reset your password.



Email or User Name:

Download the Skyward Family Access Mobile App!!

Click on the link below for Android devices:

<https://play.google.com/store/apps/details?id=com.skyward.mobileaccess>

Click on the link below for Apple Devices:

<https://itunes.apple.com/us/app/skyward-mobile-access/id502635374?mt=8>

